



LG Electronics Monterrey, México S.A. de C.V.

PART NUMBER: MEZ65059901

DESCRIPTION: LABEL, ENERGY

DIMENSIONS EXTERNAL (mm): W(145±1), H(196±1)

DIMENSIONS FRAME (mm): W(139±1), H(187±1)

GLOBAL PROJECT: RAPTOR 3

BUYER: LGEUS & LGECE

DATE: AUG 10, 2013


Canada

ENERGUIDE

Energy consumption / Consommation énergétique

471 kWh
per year / par année

▼ This model / Ce modèle



**Uses least energy /
Consomme le moins
d'énergie**

**Uses most energy /
Consomme le plus
d'énergie**

Similar models
compared

Type 5
22.5 - 24.4
volume in ft.³ / volume en pi³

Modèles similaires
comparés

Model number

LFC24786**

Numéro du modèle

Removal of this label before first retail purchase is an offence (S.C. 1992, c. 36).
Enlever cette étiquette avant le premier achat au détail constitue une infraction (L.C. 1992, ch. 36).



ENERGY STAR
HIGH EFFICIENCY
HAUTE EFFICACITÉ

The **ENERGY STAR**® mark on this EnerGuide label signifies that this is an energy-efficient appliance. Its energy performance meets or exceeds the Government of Canada's high efficiency levels. Use the EnerGuide rating to determine how this appliance compares to other similar models.

La marque **ENERGY STAR**® sur cette étiquette ÉnerGuide signifie que l'appareil est éconergétique et que son rendement énergétique satisfait ou dépasse les niveaux de haute efficacité du gouvernement du Canada. Utilisez la cote ÉnerGuide afin de comparer le rendement de l'appareil avec celui d'autres modèles similaires.

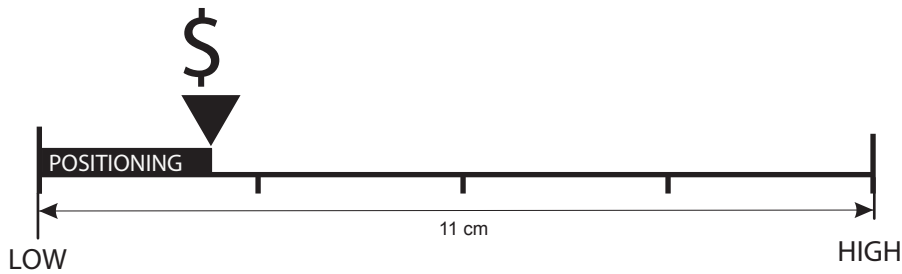


LABEL DETAILS ENERGYGUIDE REGULATION FOR USA PRODUCTS

ESTIMATED YEARLY OPERATING COST & COST RANGE OF SIMILAR MODELS

According to Federal Trade Commission, effective since February 29, 2008.
Based only on models of similar capacity and features.

ARROW POSITIONING



Cost Range of Similar Models

$$X = \text{HIGH} - \text{LOW}$$

$$Y = \$ - \text{LOW}$$

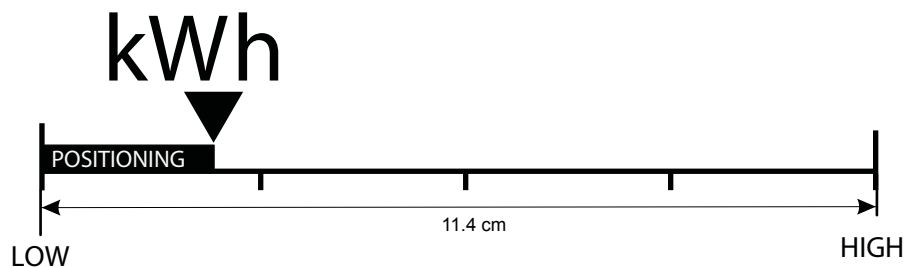
$$\text{POSITIONING} = (11 / X) (Y)$$

LABEL DETAILS ENERGUIDE REGULATION FOR CANADA PRODUCTS

ENERGUIDE FORMULA FOR ARROW LOCATION

According to EnerGuide Labelling Scales for Major Household Appliances 2011, effective since January, 2011.
Based only on models of similar capacity and features.

ARROW POSITIONING



$$X = \text{HIGH kWh} - \text{LOW kWh}$$

$$Y = \text{Our Model} - \text{LOW kWh}$$

$$\text{POSITION FROM THE LEFT END OF THE BAR SCALE} = (11.4 / X) (Y)$$